

**NOTE TO PARENTS:
THIS COLORING BOOK IS DESIGNED
TO TEACH CHILDREN ABOUT 9-1-1.**

© 2013 King County

Please review this book with your children, then take a few minutes to explain how to dial 9-1-1 on your home and mobile phones (*including accessing the keypad, dialing the number and hitting "send" or "talk"*). In addition, your child should be taught to give his or her full name, street address and telephone number.

For more information, please visit: www.kingcounty.gov/911



King County

Department of Executive Services
Office of Emergency Management
E-911 Program Office
206-296-3910 TTY Relay: 711
www.kingcounty.gov/911





9-1-1

**Hi, my name is Emery the Emergency Penguin.
I'm here to teach you about calling 9-1-1.**




**Call 9-1-1 if you have a police, medical or fire emergency
and need someone to come help you right away!**


9 1 1




**Call 9-1-1 from a home phone or a cell phone.
Dial 9, then 1, then 1 again.**




Call 9-1-1 when you see a house on fire, someone who is badly hurt, a car crash, or any emergency.




What's not an emergency? Things like a cat stuck in a tree or when the power goes out.



If you get lost, call 9-1-1 and police officers will help you get home.



**Even if you call 9-1-1 by accident—stay on the phone!
Wait until the call taker tells you it is OK to hang up.**



**For learning how to call 9-1-1,
this certificate has been awarded to:**